


# AM OOK 433.92 code sending

TX-4M10HA  
TX-4M10HAV



## 434 Mhz AM (OOK) transmitters with helical antenna



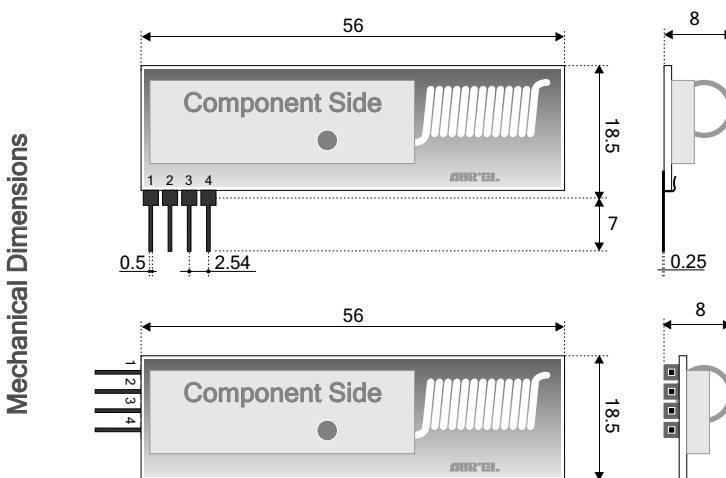
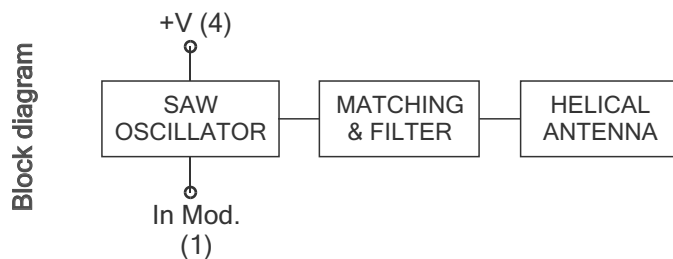
### Description

SAW transmitter module with helical antenna ideal for applications where it is required maximum irradiated power and minimal space occupation.

In compliance with European Normative.

### Descrizione

Modulo trasmettitore SAW con antenna elicoidale, ideale per applicazioni ove sia richiesta la massima potenza irradiabile e il minimo ingombro in termini di spazio occupato. Conforme alle Normative Europee.



### Pin-out

- 1) Input mod.
- 2) Ground
- 3) Ground
- 4) +V

# 434 Mhz OOK Transmitter with helical antenna

## Technical Specification

Ta = 25 °C

Characteristics	Min	Typ	Max	Unit
V <sub>s</sub> Supply Voltage	2.5	3	3.3	Vdc
I <sub>s</sub> Supply Current (*)		25 (*)		mA
F <sub>c</sub> Carrier frequency	433.82	433.92	434.02	MHz
P <sub>o</sub> RF Output power (E.R.P.)			10	mW
E <sub>s</sub> RF spurious emission		-50		dBm
F <sub>m</sub> Square wave modulation			5	KHz
L <sub>H</sub> High logic level	2.7		3.3	V
L <sub>L</sub> Low logic level	0		0.2	V
T <sub>OP</sub> Operating temperature range	-20		+80	°C

(\*) Duty Cycle 50%

## Specifiche Tecniche

Ta = 25 °C

Caratteristiche	Min	Tip	Max	Unit
V <sub>s</sub> Alimentazione	2.5	3	3.3	Vdc
I <sub>s</sub> Corrente assorbita (*)		25 (*)		mA
F <sub>c</sub> Frequenza portante	433.82	433.92	434.02	MHz
P <sub>o</sub> Potenza di uscita (E.R.P.)			10	mW
E <sub>s</sub> Emissioni RF spurie		-50		dBm
F <sub>m</sub> Frequenza di modulazione			5	KHz
L <sub>H</sub> Livello logico alto (@Vs=3V)	2.7		3.3	V
L <sub>L</sub> Livello logico basso (@Vs=3V)	0		0.2	V
T <sub>OP</sub> Temperatura di lavoro	-20		+80	°C

(\*) Duty Cycle 50%

### Part Number / Model

P.N. 650200819 mod. TX-4M10HA  
P.N. 650200834 mod. TX-4M10HA/V