

434 MHz OOK Transmitter

DEDICATED ANTENNA

TX-SAW 433/s-Z RFM

P.N. 650200689G

Descrizione

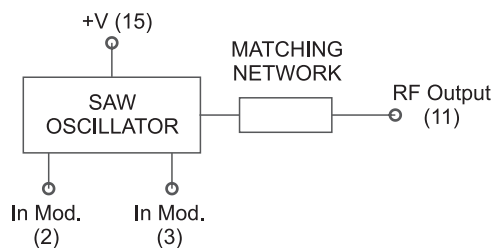
Modulo trasmettitore SAW con antenna esterna per applicazioni con modulazione ON-OFF di una portante RF con dati digitali. Conforme alle Normative Europee EN 300 220, EN 301 489 ed EN 60950.

Description


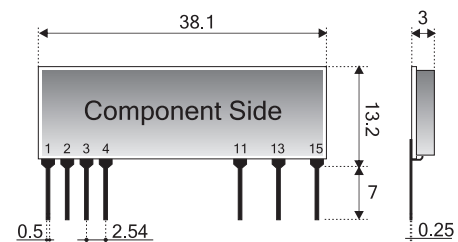
SAW transmitter module with external antenna ideal for applications when you need to modulate ON-OFF a RF carrier with digital signals.

In compliance with EN 300 220, EN 301 489 and EN 60950 European Standard .

Block Diagram



Dimensions



Pin-out

- 1) GROUND
- 2) INPUT MOD.
- 3) INPUT MOD.
- 4) GROUND
- 11) RF OUTPUT
- 13) GROUND
- 15) +V

Technical Specification / Specifiche Tecniche

Ta = 25 °C

Characteristics	Caratteristiche	Min	Typ	Max	Unit
Supply Voltage	Alimentazione	4.5	5	5.5	Vdc
Supply Current	Corrente assorbita		4		mA
Carrier frequency	Frequenza portante	433.845	433.92	434.995	MHz
RF Output power (E.R.P.)	Potenza di uscita (E.R.P.)			+10	dBm
RF spurious emission	Emissioni RF spurie		-50		dBm
RF Output Impedance	Impedenza d'uscita RF		50		Ω
Square wave modulation	Frequenza di modulazione			4	KHz
Input logic level	Livello logico d'ingresso	0		0.2	V
Operating temperature range	Temperatura di lavoro	-40		+80	°C

Explicative table / Tabella di utilizzo

Power Supply (Vcc)	Pin 2 (V)	Pin 3 (V)	Modul.Freq.(KHz)	Out Power (dBm)	Consumption (mA)
3 ÷ 5	S.W., O.Q. 0 ÷ Vcc	N.U. N.C.	3	3.5 ÷ 8	3.5 ÷ 7.5
5 ÷ 8	N.U. N.C.	S.W., O.Q. 0 ÷ 5	4	7.5 ÷ 10.5	3.5 ÷ 4
8 ÷ 12	S.W., O.Q. 0 ÷ 5	N.U. N.C.	4	12 ÷ 15	7.5 ÷ 9.5

S.W. = Square Wave ; N.U. = Not Used / O.Q. = Onda Quadra ; N.C. = Non Collegato